



# Derivative Insights

02.04.2026



# GEOJIT

PEOPLE YOU PROSPER WITH

## Option OI Spectrum - Indices

MONTHLY	NIFTY		BANK NIFTY		SENSEX	
	Calls	Puts	Calls	Puts	Calls	Puts
H'st OI Chg	23000	22500	53000	51000	74500	74000
H'st OI	23000	23000	53000	51000	75000	74000
H'st Vol	23000	23000	52000	50000	75000	74000

## Upcoming Expiry

WEEKLY	NIFTY		SENSEX		SENSEX Weekly	NIFTY Weekly	BANK NIFTY Monthly	NIFTY Monthly	SENSEX Monthly
	Calls	Puts	Calls	Puts					
H'st OI Chg	23000	21600	76000	71500					02.04.2026
H'st OI	23500	21500	76000	72000					07.04.2026
H'st Vol	23000	22800	75000	72000					28.04.2026
									28.04.2026
									30.04.2026

## Stock Futures in Focus

Future*	Pr Close	Pr % Chg	OI % Chg	Comments
BSE	2883.50	7.01	1.58	Long Buildup
CIPLA	1203.30	-1.95	3.56	Short Buildup

### Comments:

Nifty weekly contract has the highest open interest at 23500 CE and 21500 PE while monthly contracts have the highest open interest at 23000 CE and 23000 PE. The highest OI addition was seen at 23000 CE and 21600 PE in weekly and at 23000 CE and 22500 PE in monthly contracts. Fills increased their future index long holdings by 10.84%, increased future index shorts by 2.17% and in index options, 39.25% increase in Call longs, 12.28% increase in Call short, 25.47% increase in Put longs and 32.07% increase in Put shorts.

## Index F&O

	NIFTY		BANK NIFTY		SENSEX	
	Last	Chg	Last	Chg	Last	Chg
Near Future	22830	375	51780	1021	73791	934
Discount	151	27	331	-152	657	-253
Straddle*	1263	-245	3271	1271	1013	-624

## FII Activity in Index F&O

	Fut longs	Fut shorts	CE Longs	CE Shorts	PE Longs	PE Shorts
OI % Change	10.84	2.17	39.25	12.28	25.47	32.07
Open Interest	63475	328296	376141	702669	630531	346355

\* Upcoming Expiry

## Stock Options

### Upmoves Nearing Resistance

Ticker Symbol	CMP	Call strike
IEX	119.95	120
EXIDEIND	299.85	300
NATIONALUM	399.45	400
TATASTEEL	194.6	195
GRASIM	2592.8	2600

These stocks have shown uptrend, but await break of key resistance as indicated by the strike with the highest CE OI.

### Consolidation Underway

Ticker Symbol	CMP	CE Strike	PE Strike	% Range
ANGELONE	240.6	280	200	33.25
PRESTIGE	1144.9	1400	1040	31.44
JIOFIN	231.95	300	230	30.18
KAYNES	3539.95	4000	3000	28.25
TMPV	302.95	380	300	26.41

These stocks are undergoing consolidation, unable to break beyond previous congestion points, as indicated by the CE and PE strikes with the highest OI. Given the distance between the key CE and PE strikes, upmoves/downmoves may take time to gain momentum.

### Upside Breakout Underway

Ticker Symbol	CMP	Call strike
PETRONET	257.9	250
MUTHOOTFIN	3256	3200
PERSISTENT	5049.05	5000
TVSMOTOR	3425.75	3400
TRENT	3526.45	3500

These stocks have shown uptrend, and have just broken above resistance as indicated by the strike with the highest CE OI.

### Downmoves Nearing Support

Ticker Symbol	CMP	Put strike
GLENMARK	2101.05	2100
SHRIRAMFIN	900.55	900
AMBUJACEM	420.35	420
VMM	105.1	105
LT	3607.5	3600

Downtrend may have started for these stocks, but await break of support as indicated by the strike with the highest PE OI.

### Narrow Range

Ticker Symbol	CMP	CE Strike	PE Strike	% Range
NESTLEIND	1180.8	1200	1190	0.85
ALKEM	5244.45	5600	5500	1.91
INDIGO	4180.8	4300	4200	2.39
INDUSINDBK	785.65	800	780	2.55
TATASTEEL	194.6	195	190	2.57

These stocks are undergoing consolidation, in a narrow trading range as indicated by the strikes with the highest CE and PE OI. Potential candidates for buying straddles/strangles in anticipation of breakout.

### Downside Breakout Underway

Ticker Symbol	CMP	Put strike
IREDA	113.75	146
LTF	244.65	300
ADANIANT	1842.5	2200
CANBK	127.3	150
360ONE	953	1100

These stocks have shown downtrend, and have just broken below support as indicated by the strike with the highest PE OI, pointing to more downsides.

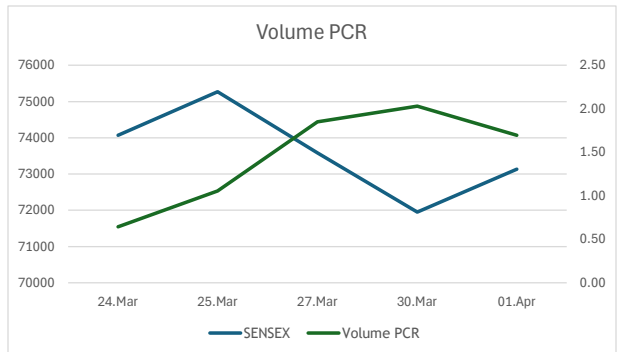
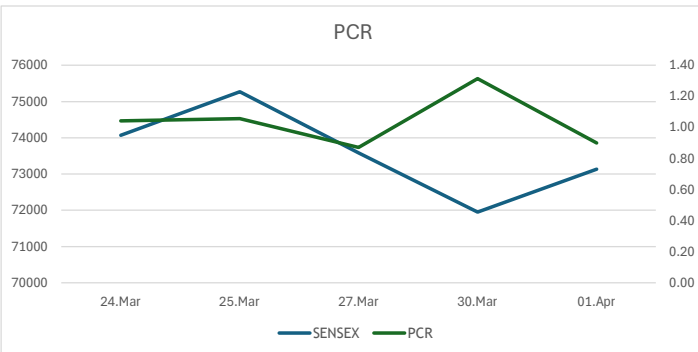
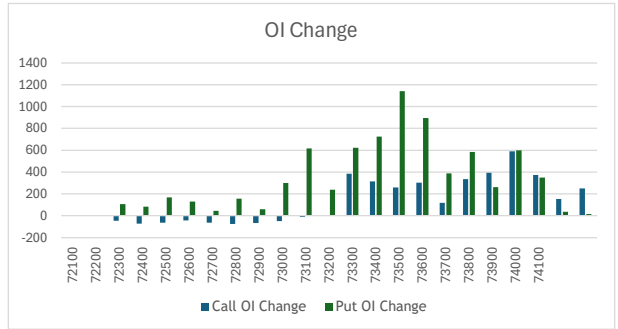
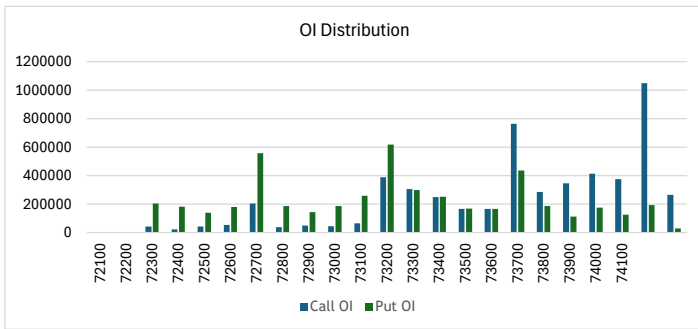
## Stock Futures

Long buildup			Short covering			Short buildup			Long unwinding		
Scripcode	Prc%	OI%	Scripcode	Prc%	OI%	Scripcode	Prc%	OI%	Scripcode	Prc%	OI%
PREMIERENE	7.89	9.73	MAZDOCK	12.52	-8.31	DRREDDY	-3.77	4.38	WAAREENER	-0.43	-1.45
BSE	7.01	1.58	BDL	10.22	-7.55	BLUESTARCO	-3.73	7.39	OIL	-0.12	-1.12
BOSCHLTD	6.97	30.64	DMART	8.23	-5.54	ASHOKLEY	-3.20	16.49			
DIXON	5.68	2.17	TRENT	7.15	-1.53	HDFCLIFE	-2.79	10.97			
ADANIPOINTS	5.64	0.11	NBCC	6.94	-0.68	SUPREMEIND	-2.45	3.81			
HAL	5.51	1.06	INOXWIND	6.77	-1.94	TORNTPHARM	-2.33	3.85			
NUVAMA	5.47	12.05	INDIGO	6.42	-6.58	CIPLA	-1.95	3.56			
GMRAIRPORT	5.40	0.81	SOLARINDS	6.14	-0.58	VOLTAS	-1.83	6.14			
PERSISTENT	5.37	0.07	KPITTECH	6.01	-5.50	SAMMAANCAP	-1.73	1.26			

# SENSEX Expiry Insights

CALL									PUT							
OI Advance			OI Decline			Most Active			OI Advance			OI Decline			Most Active	
Strike	OI	OI Chg	Strike	OI	OI Chg	Strike	Volume	Strike	OI	OI Chg	Strike	OI	OI Chg	Strike	Volume	
76000	1909500	1222880	72500	204500	-339700	75000	76718900	70000	1793800	1055460	65100	1356780	-1712800	72000	85326800	
75500	1605020	1018780	81000	64500	-119800	74000	69710020	71000	1405160	978420	67000	357320	-378320	73000	73257160	
77000	1729380	973780	72600	37420	-110820	74500	55555280	71500	924080	748780	66000	585140	-241100	71000	57426420	
76500	1226320	782220	72000	99840	-102160	75500	47342040	70500	919040	689100	66500	222360	-196740	72500	54161580	
77500	1062460	695780	72700	50020	-94540	76000	47132500	69500	813480	657180	67500	207940	-186180	73500	51188560	

Option Spectrum												
Call						Put						
Comments	Volume	Price	OI	OI%Chg	Price%	Strike	Price%	OI%Chg	OI	Price	Volume	Comments
Short Covering	197700	1142.55	22560	-74.14	58.96	72200	-83.52	83.71	182200	148.6	21059560	Short Addition
Short Covering	245000	1057.9	41020	-62.2	57.72	72300	-82.4	167.22	139540	168.35	22427080	Short Addition
Short Covering	407880	981.5	54040	-43.02	55.5	72400	-81.22	131.33	180300	190.9	20990560	Short Addition
Short Covering	1765560	900.85	204500	-62.42	54.29	72500	-80.04	46.33	558140	215.75	54161580	Short Addition
Short Covering	618660	835.8	37420	-74.76	49.29	72600	-78.7	157.49	186420	242.85	20161060	Short Addition
Short Covering	741120	764.05	50020	-65.4	48.01	72700	-76.98	57.81	143920	275.6	19490440	Short Addition
Short Covering	1178500	698.4	45860	-49.37	43.23	72800	-75.54	301.33	187020	307.7	28114880	Short Addition
Short Covering	2390420	633	65260	-11.88	38.77	72900	-74.34	615.51	259300	346.7	21810060	Short Addition
Long Addition	12187240	577.6	388020	1.7	34.97	73000	-72.65	238.65	617960	387.55	73257160	Short Addition
Long Addition	8311740	522.6	304120	385.19	29.48	73100	-70.42	623.47	299660	433.2	27593820	Short Addition
Long Addition	13010920	471.9	248520	312.82	28.36	73200	-69.11	724.67	250040	480.85	32305500	Short Addition
Long Addition	15594720	422	166880	258.11	19.23	73300	-67.48	1139.44	167820	529.4	31456320	Short Addition
Long Addition	18196800	380.2	164860	302.88	17.93	73400	-66.13	895.44	166040	580.6	33082380	Short Addition
Long Addition	43509460	341.9	763180	117.67	10.59	73500	-63.8	388.22	435200	647.85	51188560	Short Addition
Long Addition	28857600	303.15	285140	334.66	3.43	73600	-60.98	583.94	185620	713.25	28688480	Short Addition
Long Addition	37161900	270.85	346000	392.88	0.48	73700	-60.66	263.23	112820	780.7	25075620	Short Addition
Short Addition	37583720	240.9	414380	592.02	-4.97	73800	-57.89	600.24	174360	849.8	21388100	Short Addition
Short Addition	27732760	213.65	374080	373.76	-10.4	73900	-55.57	348.22	126220	924.5	10270980	Short Addition
Short Addition	69710020	192.25	1050360	153.53	-12.71	74000	-53.03	36.88	192320	1002.2	13254360	Short Addition
Short Addition	20605320	171.1	265900	250.14	-17.04	74100	-51.59	15.32	29660	1078.8	1772980	Short Addition



## DISCLAIMERS & DISCLOSURES:

### CERTIFICATION

I, Tency N. Kurien, analyst of Geojit Investments Limited, hereby certify that all the views expressed in this research report reflect our personal views about any or all of the subject issuer or securities. This report has been prepared by the Research Team of Geojit Investments Limited.

The Research Analyst hereby declare that:

- i. It is duly registered with SEBI as a Research Analyst pursuant to the SEBI (Research Analysts) Regulations, 2014 and its registration details are: INH000019567
- ii. It has registration and qualifications required to render the services contemplated under the SEBI (Research Analysts) Regulations, 2014 ("RA Regulations"), and the same are valid and subsisting.
- iii. Research analyst services provided by it do not conflict with or violate any provision of law, rule or regulation, contract, or other instrument to which it is a party or to which any of its property is or may be subject;
- iv. The maximum fee that may be charged by Research Analyst is ₹1.51 lakhs per annum per family of client.
- v. The recommendations provided by Research Analyst do not provide any assurance of returns.

### COMPANY OVERVIEW

Geojit Investments Limited Corporate Identification Number (CIN): U66110KL2023PLC080586 and SEBI Registration Number - Research Entity: INH000019567, having its registered office at 7<sup>th</sup> Floor, 34/659 - P, Civil Line Road, Padivattom, Edappally, Ernakulam, Kerala, India, 682024 is an investment services company with memberships in National Stock Exchange (NSE), Bombay Stock Exchange (BSE), Multi Commodity Exchange (MCX) and National Commodity & Derivatives Exchange (NCDEX). GIL offers advanced trading and investing platforms, and in-depth research reports & recommendations on equities, commodities, currencies and bonds. As a depository participant of NSDL and CDSL, GIL offers comprehensive investment related services like de-materialization, transmission and, hassle free distribution of benefits from corporate actions. GIL as a SEBI registered Research Entity, prepares and shares research data and reports periodically with clients, investors, stake holders and general public in compliance with the Securities and Exchange Board of India Act, 1992, the Securities and Exchange Board Of India (Research Analysts) Regulations, 2014 and/or any other applicable directives, instructions or guidelines issued by the Regulators from time to time.

### DISTRIBUTION OF REPORTS

This document is not for public distribution and has been furnished to you solely for your information and must not be reproduced or redistributed to any other person. Geojit Investments Limited will not treat the recipients of this report as clients by virtue of their receiving this report.

### GENERAL REPRESENTATION

The research reports do not constitute an offer or solicitation for the purchase or sale of any financial instruments, inducements, promise, guarantee, warranty, or as an official confirmation of any transaction or contractual obligations of any kind. This report is provided for assistance only and is not intended to be and must not alone be taken as the basis for an investment decision. The information contained herein is from publicly available data or other sources believed to be reliable, but we do not represent that it is accurate or complete and it should not be relied on as such. We have also reviewed the research report for any untrue statements of material facts or any false or misleading information. While we endeavour to update on a reasonable basis the information discussed in this material, there may be regulatory, compliance, or other reasons that prevent us from doing so.

### RISK DISCLOSURE

Geojit Investments Limited and/or its Affiliates and its officers, directors and employees including the analyst/authors shall not be in any way held responsible for any loss or damage that may arise to any person from any inadvertent error in the information contained in this report. Investors may lose his/her entire investment under certain market conditions, so before acting on any advice or recommendation in this material, investors should consider whether it is suitable for their particular circumstances and, if necessary, seek professional advice. This report does not take into account the specific investment objectives, financial situation/circumstances and the particular needs of any specific person who may receive this document. The user assumes the entire risk of any use made of this information. Each recipient of this report should make such investigation as it deems necessary to arrive at an independent evaluation of an investment in the securities of companies referred to in this report (including the merits and risks involved). The price, volume and income of the investments referred to in this report may fluctuate and investors may realize losses that may exceed their original capital.

### TECHNICAL DISCLAIMER

We have prepared this report based on information believed to be reliable. The recommendations herein are based on 12-month horizon, unless otherwise specified. The investment ratings are on absolute positive/negative return basis. It is possible that due to volatile price fluctuation in the near to medium term, there could be a temporary mismatch to rating. For reasons of valuations/return/lack of clarity/event we may revisit rating at appropriate time. The stocks always carry the risk of being upgraded to buy or downgraded to a hold, reduce or sell. The opinions expressed are subject to change, but we have no obligation to tell our clients when our opinions or recommendations change. This report is non-inclusive and does not consider all the information that the recipients may consider material to investments. This report is issued by Geojit Investments Limited without any liability/undertaking/commitment on the part of itself or any of its entities. We may have issued or may issue on the companies covered herein, reports, recommendations or information which is contrary to those contained in this report. The securities described herein may not be eligible to all categories of investors. Reports based on technical analysis is focused on studying charts of a stock's price movement and trading volume, as opposed to focusing on a company's fundamentals and as such, may not match with a report on a company's fundamentals. We may have issued or may issue on the companies covered herein, reports, recommendations or information which is contrary to those contained in this report. Opinions expressed herein are our current opinions as of the date appearing on this report only. Geojit Investments Limited does not guarantee returns, profits, accuracy, or risk-free investments from the use of its research services. All opinions, projections, estimates in the reports are based on the analysis of available data under certain assumptions as of the date of preparation/publication of the report. Any investment made based on recommendations in the reports are subject to market risks, and recommendations do not provide any assurance of returns. There is no recourse to claim any losses incurred on the investments made based on the recommendations in the research report. Any reliance placed on the report provided by Geojit Investments Limited shall be as per the client's own judgement and assessment of the conclusions contained in the report. The SEBI registration, Enlistment with RAASB, and NISM certification do not guarantee the performance of the RA or assure any returns to the client.

### JURISDICTION

The securities described herein may not be eligible for sale in all jurisdictions or to all categories of investors. The countries in which the companies mentioned in this report are organized may have restrictions on investments, voting rights or dealings in securities by nationals of other countries. Distributing/taking/sending/dispatching/transmitting this document in certain foreign jurisdictions may be restricted by law, and persons into whose possession this document comes should inform themselves about and observe any such restrictions. Failure to comply with this restriction may constitute a violation of any foreign jurisdiction laws. Foreign currencies denominated securities are subject to fluctuations in exchange rates that could have an adverse effect on the value or price of or income derived from the investment. Investors in securities such as ADRs, the value of which are influenced by foreign currencies effectively assume currency risk.

## REGULATORY DISCLOSURES:

Geojit Investments Limited is a wholly owned subsidiary of Geojit Financial Services Limited. Group Companies / fellow subsidiaries of GIL are Geojit Financial Services Limited, Geojit Technologies Private Limited (Software Solutions provider), Geojit Credits Private Limited (NBFC Services provider), Geojit Fintech (P) Limited, Geojit IFSC Limited (a company incorporated under IFSC regulations), Qurum Business Group Geojit Securities LLC. (a joint venture of holding company in Oman engaged in financial services) Barjeel Geojit Financial Services LLC (a joint venture of holding company in UAE engaged in financial services) BBK Geojit Business Consultancy and Information KSC (C) (a fellow subsidiary in Kuwait engaged in financial services) and Aloula Geojit Capital Company (a joint venture in Saudi Arabia under liquidation. In the context of the SEBI Regulations on Research Analysts (2014), Geojit Investments Limited affirms that we are a SEBI registered Research Entity and in the course of our business as a stock market intermediary, we issue research reports /research analysis etc that are prepared by our Research Analysts. We also affirm and undertake that no disciplinary action has been taken against us or our Analysts in connection with our business activities.

In compliance with the above-mentioned SEBI Regulations, the following additional disclosures are also provided which may be considered by the reader before making an investment decision:

### 1. Disclosures regarding Ownership\*:

Geojit Investments Limited confirms that:

(i) Geojit Investments Limited /its associates do not have financial interest in relation to the subject company (ies) covered herein/ has no other material conflict in relation to subject company, at the time of publication of the research report.

It/its associates have no actual beneficial ownership greater than 1% or more in relation to the subject company (ies) covered herein, at the end of the month immediately preceding the date of publication of the research report

Further, the Analyst confirms that:

(i) he, his associates and his relatives shall take reasonable care to ensure that they do not have stock holding in the securities covered herein, nor have any other financial interest, or other material conflict in the same, at the time of publication of the research report.

(ii) he, his associates and his relatives have no actual/beneficial ownership greater than 1% or more in the subject company covered, at the end of the month immediately preceding the date of publication of the research report

### 2. Disclosures regarding Compensation:

During the past 12 months, Geojit Investments Limited or its Associates:

(a) Have not received any compensation from the subject company; (b) Have not managed or co-managed public offering of securities for the subject company (c) Have not received any compensation for investment banking or merchant banking or brokerage services from the subject company (d) Have not received any compensation for products or services, other than investment banking or merchant banking or brokerage services from the subject company. (e) Have not received any compensation or other benefits from the subject company or third party in connection with the research report (f) The subject company is / was not a client during twelve months preceding the date of distribution of the research report, unless notified.

### 3. Disclosure by Geojit Investments Limited regarding the compensation paid to its Research Analyst:

Geojit Investments Limited hereby confirms that no part of the compensation paid to the persons employed by it as Research Analysts is based on any specific brokerage services or transactions pertaining to trading in securities of companies contained in the Research Reports.

### 4. Disclosure regarding the Research Analyst's connection with the subject company:

It is affirmed that, I, Tency N. Kurien, research analyst of Geojit Investments Limited have not served as an officer, director or employee of the subject company.

### 5. Disclosure regarding Market Making activity:

Neither Geojit Investments Limited /its Analysts have engaged in market making activities for the subject company.

### 6. Disclosure regarding conflict of interests

Geojit Investments Limited shall abide by the applicable regulations/ circulars/ directions specified by SEBI and Research Analyst Administration and Supervisory Body (RAASB) from time to time in relation to disclosure and mitigation of any actual or potential conflict of interest. Geojit Investments Limited will endeavour to promptly inform the client of any conflict of interest that may affect the services being rendered to the client.

Please ensure that you have read the "Risk Disclosure Documents for Capital Market and Derivatives Segments" as prescribed by the Securities and Exchange Board of India before investing.

7. Neither Geojit Investments Limited nor its Analysts have utilized any AI tools in the preparation of the research reports.

## **GRIEVANCE REDRESSAL**

Compliance Officer

Ms. Indu K.

Geojit Investments Ltd

7th Floor, 34/659-P, Civil Line Road,

Padivattom, Edapally, Ernakulam,

682024

Kerala, India

Tele: 0484 -400 1367/ 641 1367

Email: [compliance@geojit.com](mailto:compliance@geojit.com)

Grievance Officer

Mr Nitin K

Geojit Investments Ltd

7th Floor, 34/659-P, Civil Line Road,

Padivattom, Edapally, Ernakulam,

682024

Kerala, India

Tele: 0484- 400 1363/ 641 1363

Email : [grievances@geojit.com](mailto:grievances@geojit.com)

## **STANDARD WARNING**

Investment in securities market are subject to market risks. Read all the related documents carefully before investing.